


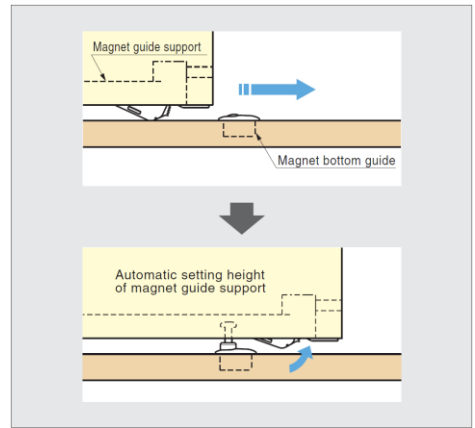
GFD30-MG Magnet Bottom Guide



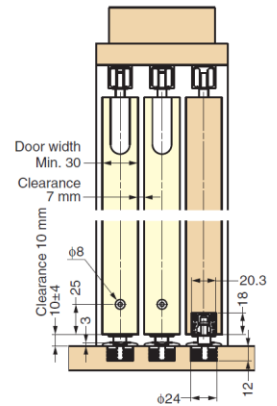
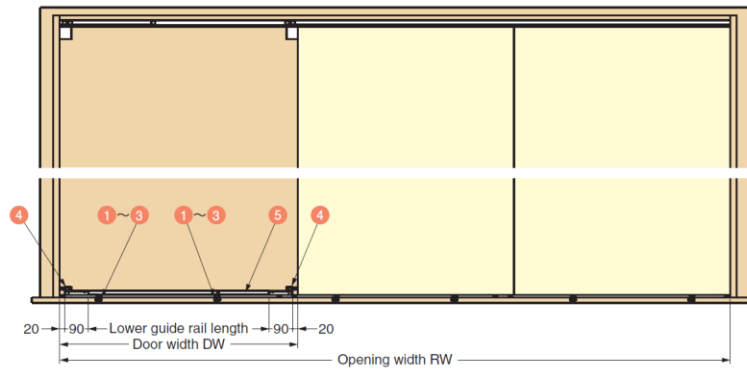
Door Weight	Max. 40 kg/Door
Door Thickness	Min. 30 mm
Door Width	590 - 1000 mm
Door Height	Max. 2500 mm
Thickness of Wooden Floor	Min. 12 mm

Features

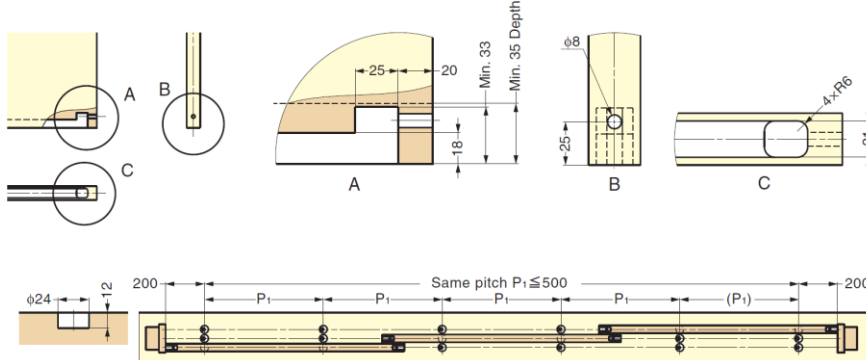
- Guide pin pops up only under the door
- Clean appearance unlike the ordinary door tracks
- Automatic adjustment function to optimize the height of magnetic guide support



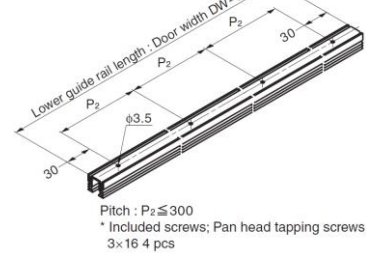
Installation



Installation Procedure



Processing Holes of Lower Guide Rail



- Provide screw holes, with the pitch less than 300 mm
- At 30 mm from both ends of rail, provide 3.5 mm dia. Hole with drill

Parts Set

Necessary Parts

Please refer to "Qty [a] - [r]" for parts included in each set.

Types of Door Application	Part No.	1~3 Lower Guide Pin	4 Magnet Guide Support	5 Lower Guide Rail	6 Spanner
<p>Single Sliding Door</p>	GFD30-MG1HKP-LGR	4 pcs (Light Grey)	1 set	1 pc	1 pc
	GFD30-MG1HKP-LBR	4 pcs (Light Brown)			
<p>Double Sliding Door</p>	GFD30-MG1HKP-DBR	4 pcs (Dark Brown)	2 sets	2 pcs	1 pc
	GFD30-MG2HCP-LGR	8 pcs (Light Grey)			
<p>2-Door Sliding</p>	GFD30-MG2HCP-LBR	8 pcs (Light Brown)	2 sets	2 pcs	1 pc
	GFD30-MG2HCP-DBR	8 pcs (Dark Brown)			
<p>Triple Sliding Door</p>	GFD30-MG2HHP-LGR	10 pcs (Light Grey)	3 sets	3 pcs	1 pc
	GFD30-MG2HHP-LBR	10 pcs (Light Brown)			
<p>3-Door Sliding</p>	GFD30-MG2HHP-DBR	10 pcs (Dark Brown)	3 sets	3 pcs	1 pc
	GFD30-MG3HCP-LGR	18 pcs (Light Grey)			
<p>4-Door Sliding</p>	GFD30-MG3HCP-LBR	18 pcs (Light Brown)	4 sets	4 pcs	1 pc
	GFD30-MG3HCP-DBR	18 pcs (Dark Brown)			
<p>3-Door Sliding</p>	GFD30-MG3HHP-LGR	18 pcs (Light Grey)	3 sets	3 pcs	1 pc
	GFD30-MG3HHP-LBR	18 pcs (Light Brown)			
<p>3-Door Sliding</p>	GFD30-MG3HHP-DBR	18 pcs (Dark Brown)	3 sets	3 pcs	1 pc
	GFD30-MG4HWP-LGR	16 pcs (Light Grey)			
<p>4-Door Sliding</p>	GFD30-MG4HWP-LBR	16 pcs (Light Brown)	4 sets	4 pcs	1 pc
	GFD30-MG4HWP-DBR	16 pcs (Dark Brown)			

Parts Included

No.	Part Name	Dimensions	Description
1	Lower Guide Pin		<p>GFD30-MGFP-LGR</p> <ul style="list-style-type: none"> Material: Polyacetal (POM) / Steel / Zinc Alloy (ZDC) Finish: Chrome / Nickel Colour: Light Grey Screw: Pan Head Tapping Screw 3 X 14 2 pcs
2			<p>GFD30-MGFP-LBR</p> <ul style="list-style-type: none"> Material: Polyacetal (POM) / Steel / Zinc Alloy (ZDC) Finish: Chrome / Nickel Colour: Light Brown Screw: Pan Head Tapping Screw 3 X 14 2 pcs
3			<p>GFD30-MGFP-DBR</p> <ul style="list-style-type: none"> Material: Polyacetal (POM) / Steel / Zinc Alloy (ZDC) Finish: Chrome / Nickel Colour: Dark Brown Screw: Pan Head Tapping Screw 3 X 14 2 pcs
4	Magnet Guide Support		<p>GFD30-MGDB</p> <ul style="list-style-type: none"> Material: Polyacetal (POM) / Neodym Finish: Grey / Nickel Screw: Countersunk Head Tapping Screw 3 X 12 2 pcs

No.	Part Name	Dimensions	Description
5	Lower Guide Rail (1000 mm)		<p>GFD30-MGDR1000</p> <ul style="list-style-type: none"> Material: ABS Colour: Grey Screw: Pan Head Tapping Screw 3 X 16 4 pcs
6	Spanner	-	<p>GFD80-HHSP</p> <ul style="list-style-type: none"> Material: Steel Finish: Chromate